

Specifications

DC-4085

Process	Indirect Dual Component Dry Toner
Type	Desk-top
Originals	Sheets, books, 3-dimensional objects
Copy Sizes	Maximum: 11" x 17" Minimum: 5 1/2" x 8 1/2"
Duplex copying	11" x 17"-8 1/2" x 11" (up to 50 copies per run)
Copying Speed	40 copies per minute (11" x 8 1/2") 20 copies per minute (11" x 17") (same-size copying)
Warm-up Time	5 minutes or less (about 30 seconds when set in Energy Saver mode)
Magnification	1:1 Reduction/enlargement set by Automatic Magnification Function (4R3E) Zoom magnification (65%–141%, in 1% increments) Zoom magnification memory (2)
Exposure	Automatic and manual
Light Source	Halogen lamp
Continuous Copying	Up to 999 copies
Paper Feeding System	Automatic sheet feed (three cassettes) and manual sheet feed (bypass)
Cassette Capacities	250 sheets (top), 250 sheets (middle), 250 or 500 sheets (8 1/2" x 11" R) (bottom)
Toner Dispensing System	Automatic Toner Density Control
Power Source	120 VAC, 60 Hz
Dimensions	31 1/8" x 23 3/4" x 23 1/8" (W x D x H)
Weight	241 lbs

RADF

Original Sizes	11" x 17" to 5 1/2" x 8 1/2"
Acceptable Paper Weights	13.3 to 29.3 lbs
Feeding Capacity	50 sheets (21 lbs)
Power Source	Supplied from DC-4085

AS-9

Number of Bins	21 (20 sort bins and one non-sort bin)
Acceptable Copy Paper Sizes	11" x 17" to 5 1/2" x 8 1/2"
Bin Capacity	Non-sort bin: 150 sheets (11" x 17") Each sort bin: 20 sheets (11" x 17") or 30 sheets (10" x 14" or smaller)

Copy Side	Face up
Dimensions	21 1/8" x 19 3/10" x 14" (W x D x H)
Weight	40 lbs
Power Source	120 VAC, 60 Hz

ST-4

Paper Sizes	8 1/2" x 11"
Acceptable Paper Weights	17 to 21 lbs/rm
Capacity	Max. 2500 sheets
Dimensions	21 1/2" (W) x 18" (D) x 27 1/2" (H)
Weight	55 lbs.
Power Source	120 VAC, 60 Hz

*For best copy results, we recommend that you use only Mita original consumables for your Mita copier.

*Specifications and design are subject to change without notice.



Local Authorized Dealer.



MITA COPYSTAR AMERICA, INC.

Headquarters: Heights Plaza, 777 Terrace Avenue, Hasbrouck Heights, New Jersey 07604, U.S.A.

Phone: (201) 288-6900, Telex: 138055 MITA HBHT

Northeastern Region: 1275 Valley Brook Avenue Lyndhurst, New Jersey 07071

Phone: (201) 460-0066

Midwestern Region: 1250 Lunt Avenue, Elk Grove Village, Illinois 60007

Phone: (312) 364-6466

Western Region: 2930-B South Fairview Avenue, Santa Ana, California 92704

Phone: (714) 556-0318

Southern Region: 2054 Weems Road, Tucker, Georgia 30084

Phone: (404) 939-8421

Southwestern Region: 1909 Hereford Drive Irving, Texas 75038

Phone: (214) 550-8987

Printed in Japan

mita DC-4085 COPYING SYSTEM



HIGH QUALITY

We've Taken a Double Look at Copying Work.


Mita has given shape to a new copying system by approaching office copying requirements from two directions. First, for more beautiful, more expressive copy work, zoom, editing, single-color and many other creative functions have been provided, with simple operation that lets the user bring ideas to life on paper. Second, to provide economical copying, both sides of the paper can be used to get the most out of every sheet and save on filing space. All this, plus greatly reduced copying time, with speeds up to 40 sheets per minute, means your office will have the workhorse it needs! DC-4085 is the advanced multifunctional system that considers both office and people.

&

LOW COST



mita DC-4085



High-Speed Copying— 40 Copies a Minute

Speed Up Your Copy Work

The Mita DC-4085 turns out 40 perfect copies a minute. That's the sort of speed you need for serious office copying jobs. Even the Energy Saver mode, with its 30-second warm-up, is a time saver.

Reverse Automatic Document Feeder (RADF)

A tremendous time saver and a great boost to copying efficiency, the Reverse Automatic Document Feeder automatically feeds up to 50 originals of any size or orientation, then ejects and stacks them in the proper order. During duplex copying, the RADF reverses the original, aligns it properly and makes the second copy, all automatically!



The Mita AS-9 Automatic Sorter Takes the Time and Trouble out of Collating

This handy option makes copying work even more productive by automatically collating documents, or by separating copies into different multipage groups. Perfect for copying multiple sets of documents.

Sort Function

Automatically collates up to 20 sets of a 30-page document.

Group Function


Automatically separates copies of the same original into sets of up to 30.

Non-sort

Stacks up to 150 sheets into the non-sort tray. An interrupt function also allows for high-priority copying during collating or grouping.

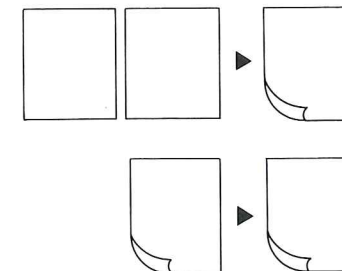


Double-Sided Copying Use only half the paper you needed before



Double-sided copying of an open book with one touch of a key



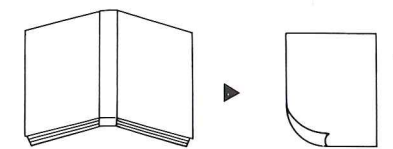
Simple key operation is all that's needed for double-sided copying in sizes from 11" x 17" to 8½" x 11". Copy from either single- or double-sided originals, or copy open books or pamphlets onto both sides of a single sheet. No need to turn the copy over and reset it to copy on the back, and no mistakes resulting from upside-down sheets.




1
—
2

Lighten the office load with reduced copy volume

High-volume, double-sided copying cuts paper usage by half. Size reduction can cut usage by another half, for a total 75% reduction and huge savings in file space. Reductions in volume also make materials easier to handle and save paper and mailing costs. And even more economical copy work is possible by creatively combining the zoom and editing functions.





Four-Way Paper Feed: Three Cassettes and a Bypass



Three Cassettes Give You the Paper Size You Need, When You Need it

Stock the paper sizes you use most often in the three cassettes, then select the cassette you need with the press of a button. Or use the manual feed bypass to produce copies of a size not in the cassettes, or to copy onto materials other than plain paper. This convenient four-way system minimizes the time needed to produce and distribute your important business information.

Copies from 5 1/2" x 8 1/2" through 11" x 17" —on almost any material you desire!

The DC-4085 will copy anything from 5 1/2" x 8 1/2" up to 11" x 17", so almost any copying job in your office can be done with ease. You can also copy onto labels, transparencies, and colored paper. This gives you the freedom to explore exciting new possibilities for graphs, charts, layouts, and reports. The DC-4085 can do it all.

High-Volume Copy Work, with the ST-4 2,500-Sheet Cassette Option

The ST-4 Cassette holds 2,500 sheets of letter-sized paper, which practically eliminates the need to add paper during long copying runs.



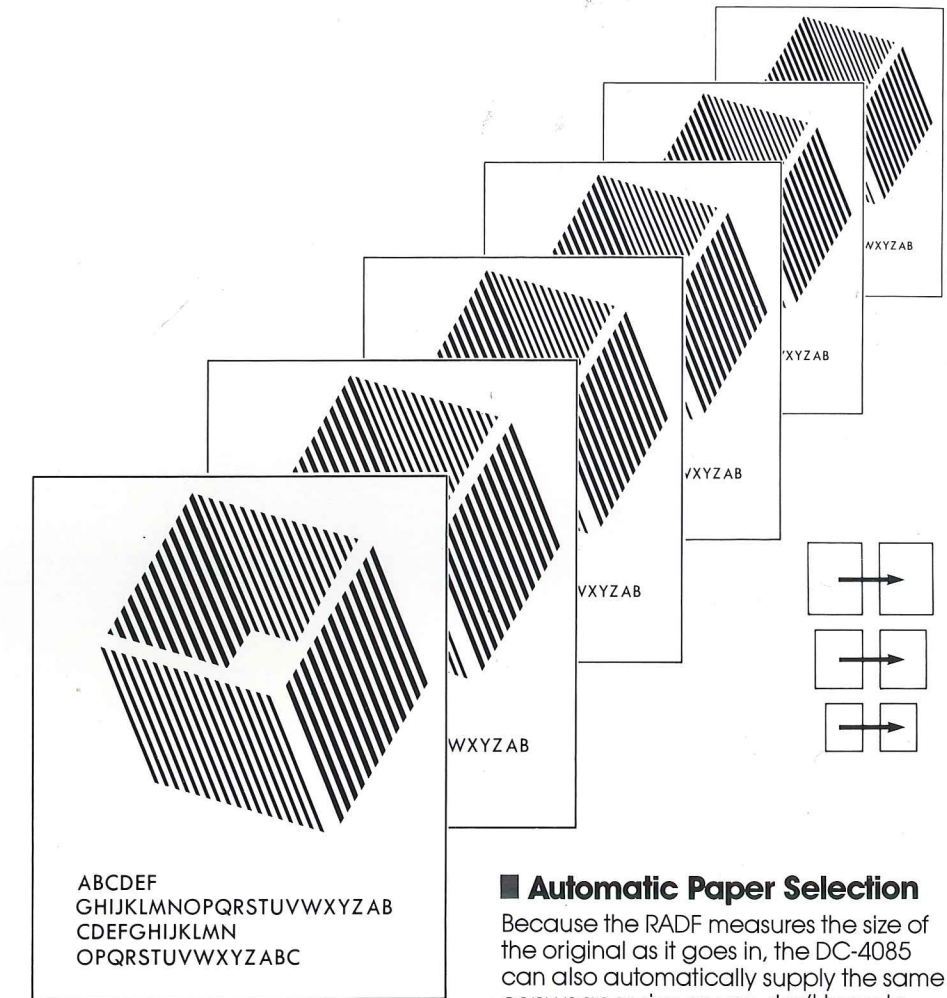
65% to 141% Zoom Magnification

Customize Your Work with Zoom Copying

Set the zoom ratio anywhere between 65% and 141%, for copies that are exactly the size you want. Setting in 1% increments lets you fine-tune the size for graphs, technical drawings, or any other design requirements you might have. Copies remain clear regardless of the magnification, giving great versatility to photos, illustrations, and other images. This function also helps organize your filing, by letting you quickly and easily standardize the size of all documents.

Automatic Magnification

Just tell the DC-4085 the copy paper size you want, it will automatically measure the size of the original through the RADF, then compute the correct magnification ratio.




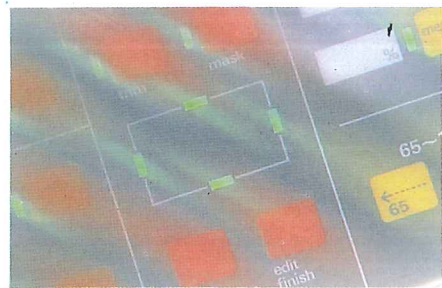
Automatic Paper Selection

Because the RADF measures the size of the original as it goes in, the DC-4085 can also automatically supply the same copy paper size, so you don't have to worry about making the selection yourself. For reduction or enlargement, simply set the magnification ratio desired and the correct sized copy paper will be furnished.

Two Magnification Memories

You can record the most commonly used reduction or enlargement ratios for instant recall, with the DC-4085's two magnification memories.

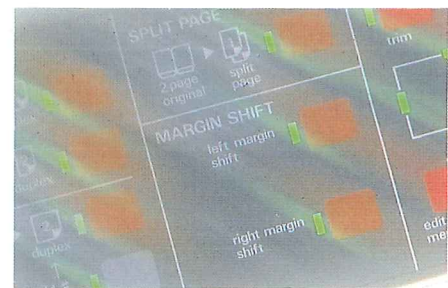








Edit Functions:

Trimming and Masking

Copy just the portions of the original you need, deleting the rest. Use the DC-4085 to do the editing you used to do with scissors and paste. Create unique, eye-catching materials by copying selected parts of your originals and combining them, using the color copying function.




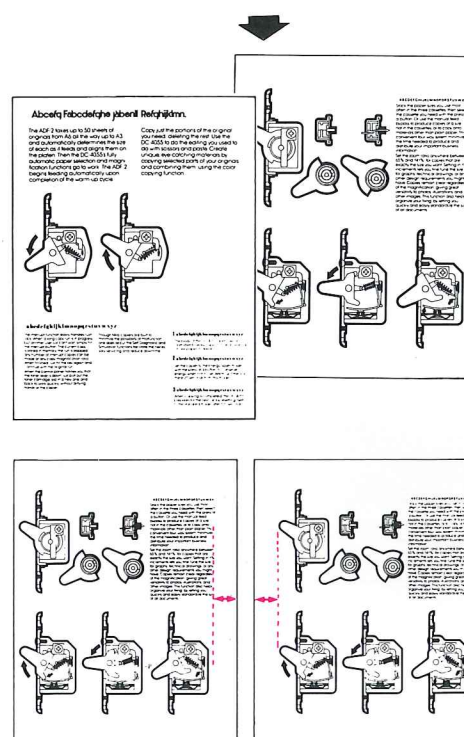
Split Copy Functions for Fast Book Copying

Produces two letter-size copies of one large original

Press the Split Copy key, and the DC-4085 makes separate 11" x 8 1/2" copies of facing pages of a book, or any other large original—automatically.

Adjust Margins with Margin Shift Key


When copies are to be bound or fastened together, pressing this key creates a perfect margin for hole punching, stapling, etc. You can adjust the margin either on the left or right, so that you don't have to reposition heavy books or other materials.





Color Copying: Red, Blue, Green, or Brown!

Highlight Copies with Splashes of Color


Just insert one of the optional color units to produce exciting color copies in red, blue, green, or brown. Combine color copying with the Edit function to color-highlight just the area you want, or to color in graphs, figures, or tables.




Functions that Make Creative Copying Easier



Automatic Exposure Control: Beautiful Copies from Any Original
The proper toner density is automatically set to match any original, even photos, blueprints, or newsprint. Automatic Toner Density Control assures exceptionally clear images even when you continuously copy many different kinds of originals.



Clamshell Design for Easy Access
The body of the DC-4085 opens like a clamshell for easy inspection and clearing of any rare paper misfeeds.



Easy-Replace Toner Cartridge
When the control panel notifies you that the toner level is down, just pull out the old toner cartridge, slip in a new one, and get back to work quickly, without dirtying your hands or the copier.

The Interrupt Function: for Quick and Smooth Priority Work
The Interrupt function easily handles rush jobs. When a long copy run is in progress but another user just can't wait, simply hit the Interrupt button. The current copy count is stored in memory, the run is stopped, and any number of interrupt copies can be made at any copy magnification ratio. When finished, just hit the key again and continue with the original run.

Standby Autoclear Function
When copying is completed, the DC-4085 prepares for the next job by resetting itself to the standard mode, after 120 seconds.

Self-Diagnostic and Simulation Functions
Though Mita copiers are built to absolutely minimize the possibility of a malfunction, if one does occur the Self-Diagnostic and Simulation functions facilitate the necessary servicing and reduce downtime.

An Energy Saver Function that Won't Keep You Waiting
Set the copier to the Energy Saver mode with the press of a button, to conserve energy when not in use. Warm-up time is a mere 30 seconds.